

Thanks for Downloading!

Copyright

- This document may not be digitally hosted or re-distributed by others.
- Please read my [terms of use](#).
- More Environmental Print ideas can be found here:

http://www.pre-kpages.com/environmental_print/

Contact

Vanessa Levin

- e-mail: vlevin@pre-kpages.com
- Blog: www.pre-kpages.com
- Store: <http://www.pre-kpages.com/store/>

Follow

I invite you to follow me on: [Facebook](#), [Twitter](#), and [Pinterest](#).

Please subscribe to my [blog for free updates](#), teaching tips and freebies.

Environmental Print Bingo

Environmental Print Bingo







Environmental Print Bingo

Environmental Print Bingo



Environmental Print Bingo

Environmental Print Bingo

 <p>The logo for Domino's Pizza, featuring two red squares with white dots above a blue rectangle with the text "Domino's Pizza" in white.</p>	 <p>The Walmart logo, consisting of the word "Walmart" in blue and a yellow six-pointed starburst icon.</p>	 <p>A box of Teddy Grahams Honey Graham Snacks, featuring a yellow background and a cartoon bear character.</p>
 <p>The LEGO logo, featuring the word "LEGO" in white with a yellow outline on a red background.</p>	 <p>A smiling yellow emoji with large blue eyes and a wide red mouth.</p>	 <p>The m&m's logo, featuring the brand name in a stylized font with "CHOCOLATE CANDIES" and "BRAND" written below.</p>
 <p>A blue restroom sign with white icons of a woman and a man, and the word "RESTROOM" in white at the bottom.</p>	 <p>A red octagonal stop sign with the word "STOP" in white capital letters.</p>	 <p>The Kraft Macaroni & Cheese logo, featuring a blue circle with the word "KRAFT" in a red banner, "macaroni & cheese" in yellow, and "DINNER" in white.</p>

Environmental Print Cards

Environmental Print Cards

Environmental Print Cards



These are the cards that the bingo caller will use. Print these cards and place in a stack face down in front of you. Next, pick up one card and “read” it aloud to your small group. If a child has the picture on his or her bingo card he or she covers the space with a bingo chip or other small object. The first person to get three spaces in a row covered wins. The smiley face is a “free space” everybody covers it to start.

Resources

If you enjoyed this resource here are some others that might be of interest to you:

[Dramatic Play Kits](#)

[Fairy Tale Math and Literacy Activities](#)

[Nursery Rhyme Math and Literacy Activities](#)



Environmental Print Bingo by [Vanessa Levin](#) is licensed under a

[Creative Commons Attribution 3.0 Unported License](#).

Permissions beyond the scope of this license may be available at

<http://www.pre-kpages.com/about/terms-of-use/>.