


Mr. Wiggles

SHARING STICKS



Thank you for downloading!
I hope you find this resource helpful.

Copyright

- You are granted permission to reproduce this document for use in your own classroom.
- If you would like to share this document with your friends please send them a link to the post at <http://www.pre-kpages.com/ssr-in-pre-k-and-kindergarten/>
- This document may not be digitally displayed, hosted, distributed, or re-sold.

Contact

Vanessa Levin

e-mail: vlevin@pre-kpages.com

Website: www.pre-kpages.com

Store: <http://www.pre-kpages.com/store/>

Graphic Credits

Graphics in this document licensed from [Happy Heart Studios](#), [Lovin' Lit](#), [Whimsy Clips](#), and [From the Pond](#),
Some fonts licensed from [Kimberly Geswein](#) and [Khrys Bosland](#)

Follow



I invite you to follow me on: [Facebook](#), [Twitter](#), and [Pinterest](#) Please subscribe to my [blog for free updates](#), teaching tips and freebies.

Assembly Instructions:

Print the circles below on cardstock and laminate. Then, cut out the circles and attach them to Popsicle sticks with glue or tape.

Directions for Use:

Directions for use can be found on the blog here: <http://www.pre-kpages.com/ssr-in-pre-k-and-kindergarten/>





Additional Resources

Dramatic Play Printables:

<http://www.pre-kpages.com/dramatic-play-printables/>

Teacher Resource & Classroom Management Printables:

<http://www.pre-kpages.com/teacher-resources/>

Theme Packet Printables:

<http://www.pre-kpages.com/theme-packets/>