

St. Patrick's Day

Syllable

Activity



©2013

Vanessa Levin

[www.pre-kpages.com](http://www.pre-kpages.com)

Title fonts by Khrys Bosland

# Thanks for downloading!

If you find this printable helpful please share the following link on sites like Facebook, Twitter, or Pinterest so others can benefit:

<http://www.pre-kpages.com/st-patricks-day-literacy-activities/>

## Copyright

- You may use this document in your own classroom. If you wish to share it with your friends please send them the link above.
- This document may not be digitally displayed, hosted, or reproduced without permission from the author.
- You can find more thematic seasonal and holiday ideas [HERE](#).
- Please read my [terms of use](#).

## Contact

Vanessa Levin

- e-mail: [vlevin@pre-kpages.com](mailto:vlevin@pre-kpages.com)
- Website: [www.pre-kpages.com](http://www.pre-kpages.com)
- Store: [www.pre-kpages.com/teacher-resources/](http://www.pre-kpages.com/teacher-resources/)

## Credits

Graphics created by [Clipart.com](#), [MyCuteGraphics](#), and [Graphics Factory](#)

Title fonts by [Khrys Bosland](#)

## Follow

I invite you to follow me on: [Facebook](#), [Twitter](#), and [Pinterest](#). Please subscribe to [my newsletter](#) for weekly teaching tips and exclusive freebies.

# Pot of Gold Syllables

## Instructions for Use

**Setting:** Small Group

**Objective:** Phonological Awareness- Syllable identification.

This activity supports Kindergarten Common Core State Standard (CCSS) ELA-Literacy.RF.K.2b Count, pronounce, blend, and segment syllables in spoken words.

**Materials:**









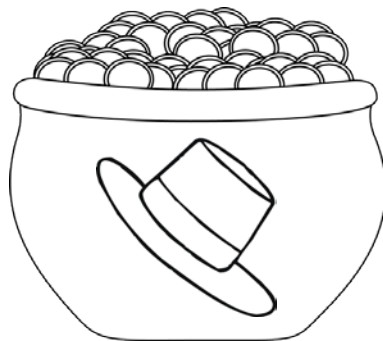
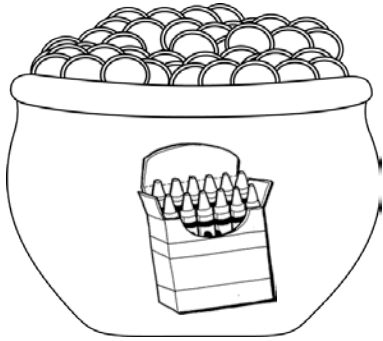
Plastic gold coins from dollar store or bingo daubers.

**Directions:**


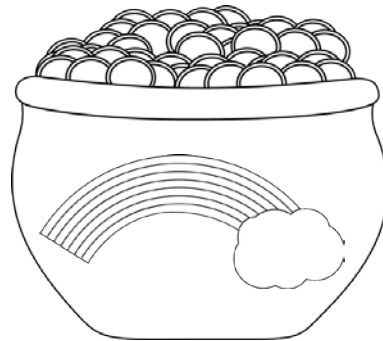


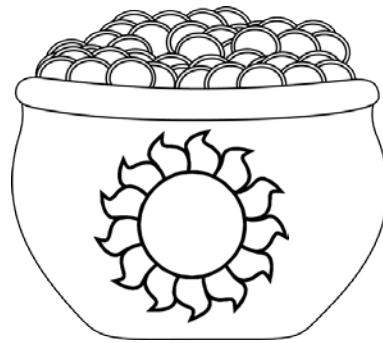



Print pages 4-5. Give each student in your small group a sheet. You can copy the sheets so they are double-sided to save paper, or use one sheet one week and the other the next.

Next, place the gold coins in the middle of the table in a tub, basket, or small black pot from the holiday section of your favorite dollar or party supply store. Students will identify the pictures on the pots of gold and place the corresponding number of gold coins in the spaces next to the pots to indicate the number of syllables in the word. You could also use yellow bingo daubers instead of gold coins if you prefer.

# Pot of Gold Syllables



# Pot of Gold Syllables



# Resources

If you enjoyed this resource here are some others that might be of interest to you:

Themes

[Pre-K Pages Literacy](#)

Printables

[Pre-K Pages Themes in Alphabetical Order](#)

[Pre-K Pages Printable Teacher Resources](#)

[Pre-K Pages Dramatic Play Printables](#)



Want to learn how to create and sell your own printables?

[Tutor for Teachers](#) can help



St. Patrick's Day Syllables by [Vanessa Levin](#) is licensed under a [Creative Commons Attribution 3.0 Unported License](#).

Permissions beyond the scope of this license may be available at <http://www.pre-kpages.com/about/terms-of-use/>.