



## MEET VANESSA

I love helping busy Pre-K and Preschool teachers plan effective and engaging lessons, create fun, playful learning centers, and gain confidence in the classroom. As a public Pre-K teacher with 20+ years of classroom teaching experience, I'm committed to helping you teach better, save time, stress less, and live more. I hope this resource will help give you a better idea of what I'm all about at [Pre-K Pages](https://www.pre-kpages.com) and [Teaching Trailblazers](https://www.teachingtrailblazers.com).

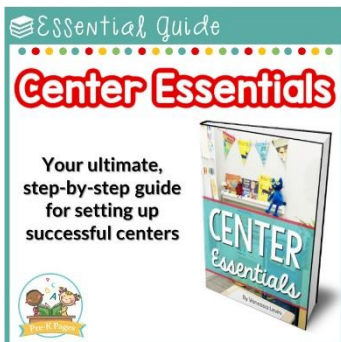
If you want more help teaching better, saving time, or living more, Teaching Trailblazers is my full-support solution for Pre-K teachers who want to bring their A-Game to their students...and still have a life.

Get the professional development + full curriculum + research-backed activities + smart shortcuts + community + mentorship that will help you become the teacher you've always wanted to be...


[JOIN NOW](https://www.teachingtrailblazers.com)



FREE GIFT



YOU MAY ALSO LIKE



YOU MAY ALSO LIKE



YOU MAY ALSO LIKE



YOU MAY ALSO LIKE




YOU MAY ALSO LIKE



YOU MAY ALSO LIKE



YOU MAY ALSO LIKE



Listen to my podcast,  
[Elevating Early Childhood](https://www.elevatingearlychildhood.com)



[customer@pre-kpages.com](mailto:customer@pre-kpages.com)

[Terms of Use](https://www.pre-kpages.com/terms)

Some fonts licensed from [Kimberly Geswein](https://www.kimberlygeswein.com)



Some images licensed from: [Pixel Paper Prints](https://www.pixelpaperprints.com), [Clipartino](https://www.clipartino.com), [First Class Clipart](https://www.firstclassclipart.com), and [ClipArtisan](https://www.clipartisan.com)

# Table of Contents

Introduction .....	3
Signs .....	4-22
Picture Cards .....	23-29
Labels .....	30-34
Order Forms .....	35-36
Baking Sequence .....	37-41
Nametags .....	42-45
Banner .....	46-51



# How to Introduce a Dramatic Play Scenario

It is important to take some time introducing any new play scenario to your students. Of course, the best way to introduce any theme is to take a field trip. If a field trip is not possible, you can model how to use and interact appropriately with the materials found in the dramatic play center. If you spend time introducing the gingerbread café to your students, they will be more engaged and on-task when visiting this center.

## Prep for Play

Optional materials to add to your dramatic play center:

- |              |                         |
|--------------|-------------------------|
| ✓ Pencils    | ✓ Pretend Cash Register |
| ✓ Paper      | ✓ Pocket Chart          |
| ✓ Play Money | ✓ Measuring Spoons      |
| ✓ Aprons     | ✓ Measuring Cups        |
| ✓ Chef Hats  | ✓ Rolling Pin           |
| ✓ Bowls      | ✓ Muffin Tins           |
| ✓ Spoons     | ✓ Cookie Sheets         |
| ✓ Hot Pads   | ✓ Cookie Cutters        |





# Signs

All of our dramatic play kits include signs.

The open and closed signs can be cut in half and attached back-to-back.

Insert a piece of yarn or ribbon in between the two halves to create a hanging sign or use a three-hole punch and hang the sign on a 3M hook in your dramatic play center.

Laminate the hours of operation sign or place it in a page protector and children can write the numbers with a Vis-à-vis or dry erase marker.







Welcome to Our



Gingerbread Café

©2022 Pre-K Pages, LLC

The  
Gingerbread  
Café is  
Open



©2022 Pre-K Pages, LLC

Sorry, We're

# Closed



Please  
come  
again!

©2022 Pre-K Pages, LLC


# Employees Only



©2022 Pre-K Pages, LLC




Please  
**Order  
Here**



©2022 Pre-K Pages, LLC

Please  
**Pay  
Here**



©2022 Pre-K Pages, LLC

**Free WiFi**



©2022 Pre-K Pages, LLC

**Employees Must**



**Wash Hands**

©2022 Pre-K Pages, LLC

# Welcome to Our



# Gingerbread Café



The

Gingerbread


Café is

Open



Sorry, We're

# Closed




Please  
come  
again!

# Employees Only







Please  
**Order  
Here**



Please  
**Pay  
Here**



# Free WiFi





# Employees Must



# Wash Hands

# When I go to the gingerbread café I can...

1


Look at the menu



©2022 Pre-K Pages, LLC

2

Place an order



©2022 Pre-K Pages, LLC

3

Pay for my order



©2022 Pre-K Pages, LLC

4

Enjoy my treats!



©2022 Pre-K Pages, LLC

# When I work at the gingerbread café I can...

1

Take orders



©2022 Pre-K Pages, LLC

2

Decorate treats



©2022 Pre-K Pages, LLC

3

Bake treats



©2022 Pre-K Pages, LLC

4

Collect money from customers



©2022 Pre-K Pages, LLC



# Gingerbread Café

Monday \_\_\_\_\_ - \_\_\_\_\_

Tuesday \_\_\_\_\_ - \_\_\_\_\_

Wednesday \_\_\_\_\_ - \_\_\_\_\_

Thursday \_\_\_\_\_ - \_\_\_\_\_

Friday \_\_\_\_\_ - \_\_\_\_\_

Saturday \_\_\_\_\_ - \_\_\_\_\_

Sunday \_\_\_\_\_ - \_\_\_\_\_



# Café Menu



**gingerbread boy  
cookie**



**gingerbread girl  
cookie**




**small  
cupcake**



**large  
cupcake**



**white  
milk**



**chocolate  
milk**



**hot  
chocolate**

# Café Menu




cookie . . . . . \$3



cupcake . . . . . \$3



milk . . . . . \$2



chocolate milk \$2



hot chocolate \$3



# Picture Cards

All of our dramatic play kits contain vocabulary picture cards.

There are two sets of picture cards for you to choose from. One set is in color and the other is a black and white ink-saver set. Select the set of cards that best meet your needs and those of your students.

You can print the picture cards of your choice on cardstock, laminate, and place them in a pocket chart in your dramatic play center. Students can refer to these cards when placing orders.


The picture cards add an extra literacy element to your dramatic play center that will motivate children to notice print as well as encourage them to attempt to write for meaningful purposes.



# cash register



# eggs




# flour




# sugar




# butter




**rolling pin**




**cookie sheet**




**oven**




**spoon**




**whisk**



**bowls**



**measuring  
cups**



**mixer**



**spatula**



**cookie  
cutters**






hot  
chocolate



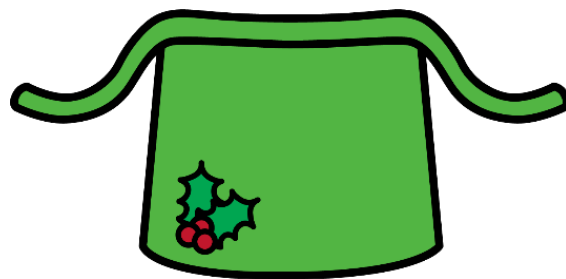
chocolate  
milk




milk



apron



oven mitts




gingerbread  
cookie



cupcake



icing



ginger



hat



# cookies




# Labels

I have included two different versions of the labels for you here, color or black and white. Choose the set that best meets your needs and those of your students.

You can print the labels on cardstock, laminate, and place them in a pocket chart in your dramatic play center or use them to label your shelves.

These labels will help create a print-rich environment in your classroom.

Labels add an extra literacy element to your dramatic play center that will motivate children to notice print as well as encourage them to attempt to write for meaningful purposes.









cookie sheets

©2022 Pre-K Pages, LLC



rolling pins


©2022 Pre-K Pages, LLC




bowls

©2022 Pre-K Pages, LLC

©2022 Pre-K Pages, LLC



spoons




whisks

©2022 Pre-K Pages, LLC

©2022 Pre-K Pages, LLC




measuring cups



cookie cutters

©2022 Pre-K Pages, LLC

©2022 Pre-K Pages, LLC




oven mitts




ginger

©2022 Pre-K Pages, LLC



mixer

©2022 Pre-K Pages, LLC




icing

©2022 Pre-K Pages, LLC




cookies

©2022 Pre-K Pages, LLC



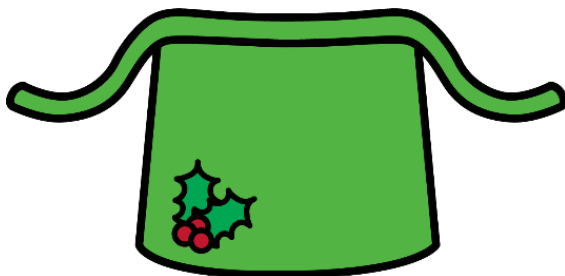
spatulas

©2022 Pre-K Pages, LLC




cookies

©2022 Pre-K Pages, LLC




aprons

©2022 Pre-K Pages, LLC



napkins

©2022 Pre-K Pages, LLC



clipboards

©2022 Pre-K Pages, LLC



money

©2022 Pre-K Pages, LLC



computer

©2022 Pre-K Pages, LLC




phone

©2022 Pre-K Pages, LLC




cash register

©2022 Pre-K Pages, LLC




pencils

©2022 Pre-K Pages, LLC



name tags

©2022 Pre-K Pages, LLC



order forms

©2022 Pre-K Pages, LLC



baker hats

©2022 Pre-K Pages, LLC




cupcakes

©2022 Pre-K Pages, LLC



cookies

©2022 Pre-K Pages, LLC



milk



# Order Form


To use the order form, print multiple copies, and cut in half.


Place the order forms in your dramatic play center along with some clipboards and pencils.


Invite students to use the forms when placing orders in the Gingerbread Café .


The image shows two identical order forms for 'Gingerbread Café'. Each form has a title 'Gingerbread Café' and a question 'What would you like to order?'. Below the question, there are three rows of items to order, each with a checkbox and an illustration. The first row has 'gingerbread boy cookie' and 'gingerbread girl cookie'. The second row has 'small cupcake' and 'large cupcake'. The third row has 'white milk', 'chocolate milk', and 'hot chocolate'. At the bottom of each form is the copyright notice '©2018 www.pre-kpages.com'.


**Gingerbread Café**  
What would you like to order?


☐  gingerbread boy cookie


☐  gingerbread girl cookie

☐  small cupcake

☐  large cupcake


☐  white milk


☐  chocolate milk


☐  hot chocolate


©2018 www.pre-kpages.com


**Gingerbread Café**  
What would you like to order?


☐  gingerbread boy cookie


☐  gingerbread girl cookie

☐  small cupcake

☐  large cupcake

☐  white milk


☐  chocolate milk

☐  hot chocolate


©2018 www.pre-kpages.com

# Gingerbread Café


What would you like to order?




gingerbread boy  
cookie



gingerbread girl  
cookie



small  
cupcake



large  
cupcake



white  
milk

☐

chocolate  
milk

☐


hot  
chocolate

☐


©2022 Pre-K Pages, LLC  
©2022 Pre-K Pages, LLC

# Gingerbread Café


What would you like to order?




gingerbread boy  
cookie




gingerbread girl  
cookie



small  
cupcake



large  
cupcake



white  
milk

☐

chocolate  
milk

☐

hot  
chocolate

☐

# How to Make Gingerbread Cookies

There are two sequencing sheets available in both color and black and white. Choose the version that best meets your needs and those of your students.

Invite children to cut the pictures on the dotted lines and paste them in the correct order on the top of their sequencing sheet.

I have also included a set of black and white and color sequencing cards that you can print on cardstock, laminate, and cut for use in a pocket chart if you prefer.



# How to Make Gingerbread Cookies


mix the ingredients

roll the dough

cut the shapes

put in the oven

©2022 Pre-K Pages, LLC






# How to Make Gingerbread Cookies

©2022 Pre-K-K Pages, LLC



mix the ingredients



roll the dough



cut the shapes



put in the oven



# How to Make Gingerbread Cookies

mix the ingredients

roll the dough

cut the shapes

put in the oven




# How to Make Gingerbread Cookies


©2022 Pre-K Pages, LLC



mix the ingredients



roll the dough



cut the shapes




put in the oven

# Customer



©2022 Pre-K Pages, LLC

# Customer




©2022 Pre-K Pages, LLC

# Customer



©2022 Pre-K Pages, LLC

# Customer



©2022 Pre-K Pages, LLC

# Baker




©2022 Pre-K Pages, LLC

# Decorator



©2022 Pre-K Pages, LLC

# Baker



©2022 Pre-K Pages, LLC

# Decorator



©2022 Pre-K Pages, LLC



# Manager



©2022 Pre-K Pages, LLC

# Manager



©2022 Pre-K Pages, LLC

# Mixer



©2022 Pre-K Pages, LLC

# Mixer



©2022 Pre-K Pages, LLC

# Phone Orders



©2022 Pre-K Pages, LLC

# Order Taker



©2022 Pre-K Pages, LLC

# Phone Orders



©2022 Pre-K Pages, LLC

# Cashier




©2022 Pre-K Pages, LLC

# Banner

To assemble the banner, cut out each triangle with scissors.

Next, tape or glue each triangle to a piece of flat ribbon, then hang above your dramatic play center.

You can also attach each triangle to a piece of string or yarn with mini-clothespins.



©2022 Pre-K Pages, LLC

G



©2022 Pre-K Pages, LLC

n



!

©2022 Pre-K Pages, LLC

g



©2022 Pre-K Pages, LLC

r



e





©2022 Pre-K Pages, LLC

b



©2022 Pre-K Pages, LLC

e



r

©2022 Pre-K Pages, LLC

a



©2022 Pre-K Pages, LLC

c



p

©2022 Pre-K Pages, LLC

a



©2022 Pre-K Pages, LLC


é



z



# Café Menu



**gingerbread boy  
cookie**




**gingerbread girl  
cookie**




**small  
cupcake**




**large  
cupcake**



**white  
milk**




**chocolate  
milk**



**hot  
chocolate**


# Café Menu




cookie . . . . . \$3




cupcake . . . . . \$3



milk . . . . . \$2

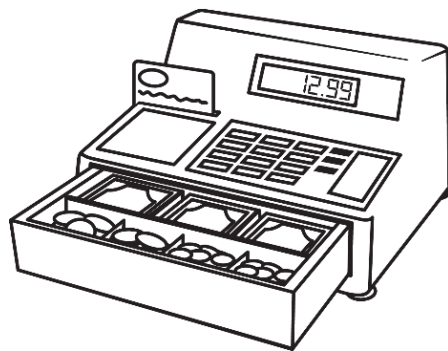


chocolate milk \$2




hot chocolate \$3

# cash register



# eggs




# flour



# sugar

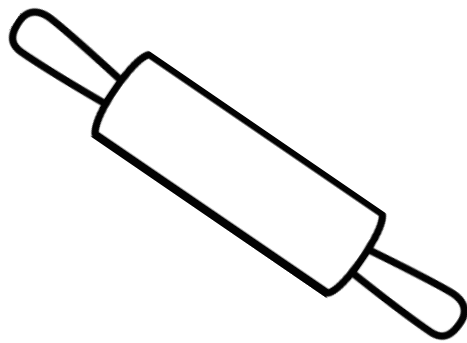


# butter







# rolling pin



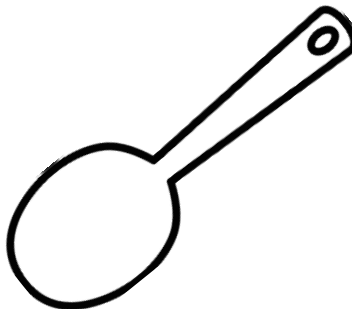
# cookie sheet




# oven




# spoon




# whisk



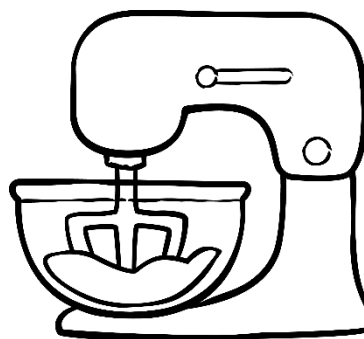
**bowls**




**measuring  
cups**




**mixer**



**spatula**




**cookie  
cutters**




**hot  
chocolate**




**chocolate  
milk**




**milk**



**apron**



**oven mitts**




gingerbread  
cookie



cupcakes




icing




ginger



hat



# cookies






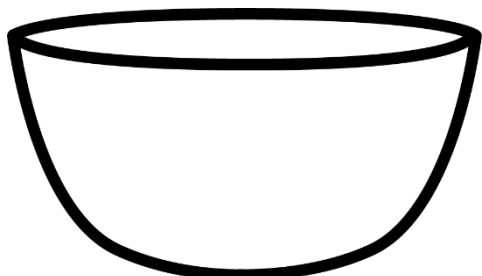
cookie sheets

©2022 Pre-K Pages, LLC

©2022 Pre-K Pages, LLC




rolling pins




bowls

©2022 Pre-K Pages, LLC

©2022 Pre-K Pages, LLC




spoons



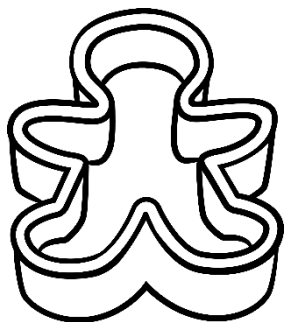
whisks

©2022 Pre-K Pages, LLC

©2022 Pre-K Pages, LLC




measuring cups



cookie cutters

©2022 Pre-K Pages, LLC

©2022 Pre-K Pages, LLC



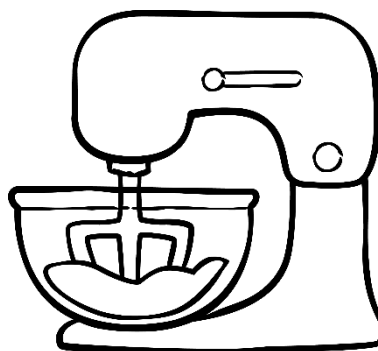
oven mitts






ginger

©2022 Pre-K Pages, LLC




mixer

©2022 Pre-K Pages, LLC




icing

©2022 Pre-K Pages, LLC




gingerbread cookies

©2022 Pre-K Pages, LLC




spatulas

©2022 Pre-K Pages, LLC




gingerbread cookies

©2022 Pre-K Pages, LLC




aprons

©2022 Pre-K Pages, LLC



napkins

©2022 Pre-K Pages, LLC




clipboards

©2022 Pre-K Pages, LLC



money

©2022 Pre-K Pages, LLC



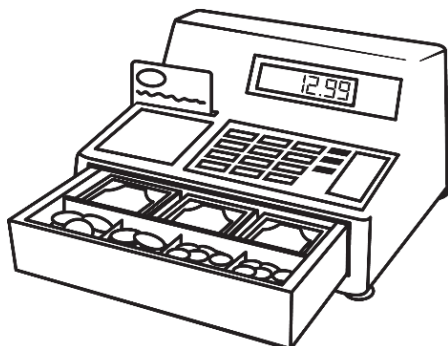
computer

©2022 Pre-K Pages, LLC




phone

©2022 Pre-K Pages, LLC




cash register

©2022 Pre-K Pages, LLC



pencils

©2022 Pre-K Pages, LLC




name tags

©2022 Pre-K Pages, LLC



order forms

©2022 Pre-K Pages, LLC



baker hats

©2022 Pre-K Pages, LLC




cupcakes

©2022 Pre-K Pages, LLC



cookies

©2022 Pre-K Pages, LLC



milk

# When I go to the gingerbread café I can...

1


Look at the menu



©2022 Pre-K Pages, LLC

2


Place an order



©2022 Pre-K Pages, LLC

3


Pay for my order



©2022 Pre-K Pages, LLC

4

Enjoy my treats!




©2022 Pre-K Pages, LLC

# When I work at the gingerbread café I can...

1

Take orders



©2022 Pre-K Pages, LLC

2

Decorate treats



©2022 Pre-K Pages, LLC

3

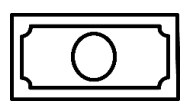
Bake treats



©2022 Pre-K Pages, LLC


4

Collect money from customers



©2022 Pre-K Pages, LLC


# Welcome to Our



# Gingerbread Café




The  
**Gingerbread**  
**Café** is  
**Open**





Sorry, We're

# Closed

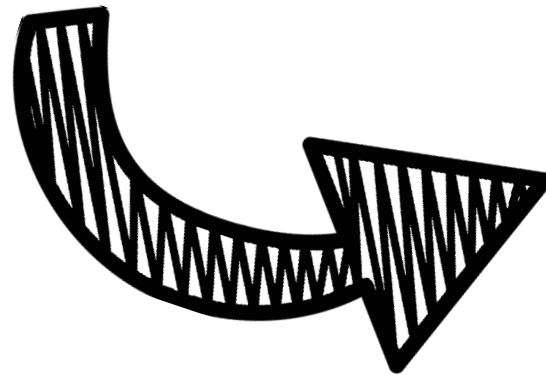




Please  
come  
again!

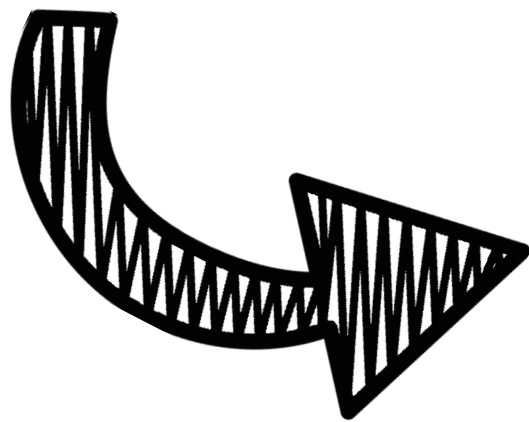
# Employees Only




Please  
**Pay  
Here**



Please  
**Order  
Here**




# Free WiFi





# **Employees Must**



# **Wash Hands**


©2022 Pre-K Pages, LLC

G



©2022 Pre-K Pages, LLC

n



!


©2022 Pre-K Pages, LLC

g



©2022 Pre-K Pages, LLC

r



e


©2022 Pre-K Pages, LLC

b



©2022 Pre-K Pages, LLC

e



r


©2022 Pre-K Pages, LLC

a



©2022 Pre-K Pages, LLC

c



p


©2022 Pre-K Pages, LLC

a



©2022 Pre-K Pages, LLC

é



j