



WHAT'S INCLUDED?


- ✓ Checklist
- ✓ Supply Drop-Off Labels
- ✓ Wishlist
- ✓ Reserved Sign ★
- ✓ Student Drawing Page ★
- ✓ Sign-In Sheet ★
- ✓ Transportation Sheet ★
- ✓ Station Signs
- ✓ Welcome Signs ★
- ✓ Student Gift Tags
- ✓ Exit Tickets ★
- ✓ Banner ★
- ✓ All About... Page ★
- ✓ Scavenger Hunt
- ✓ Student Nametags ★
- ✓ Meet the Teacher Note ★

★ Indicates editable version included.





©2023 Pre-K Pages, LLC



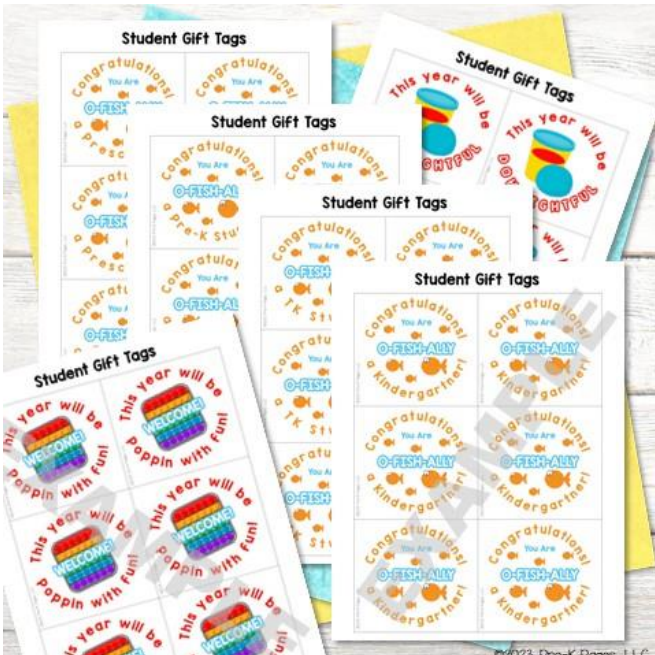
©2023 Pre-K Pages, LLC



©2023 Pre-K Pages, LLC



©2023 Pre-K Pages, LLC



©2023 Pre-K Pages, LLC



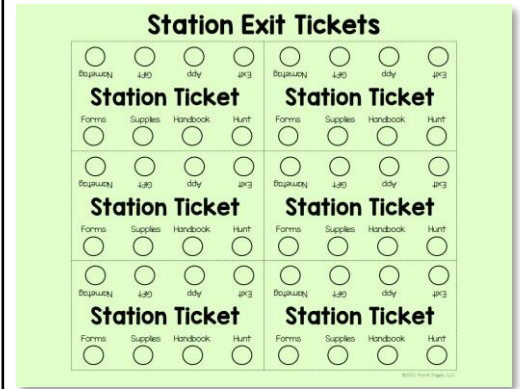
School Supply Drop Off Labels (PDF)

Print the cards of your choice on cardstock and cut apart. Place the cards above or in front of the tubs or locations where each item should be dropped off.



Station Signs (PDF)

Print the station signs (available in full or half-page) and place above the designated locations in your classroom. If using full-size you can also place in plastic table tents.



Exit Ticket (PDF & PPT)

Print on cardstock and cut apart. As parents sign-in for your meet the teacher night, hand them a ticket and explain how it works.




Reserved Sign (PDF & PPT)

Add a student's name, print on the colored paper of your choice, and display on a bulletin board in your classroom before the first day of school. Just duplicate the slide, one for each child and type text on each page.



Meet the Teacher Note (PPT)

Available in both English & Spanish, choose the version that best meets your needs and those of your families. Easily personalize these notes with your own text when open in PPT.



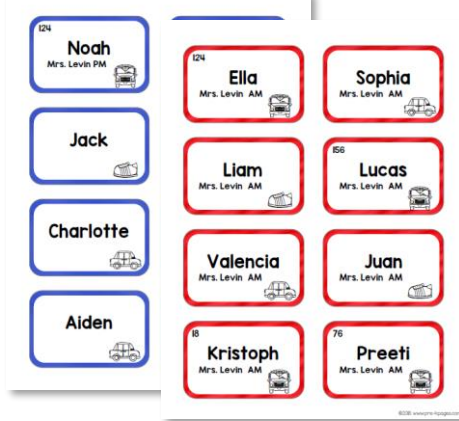
Drawing Station (PDF & PPT)

Choose which version you prefer, regular PDF, or editable PPT. Add each child's name to a drawing sheet and print. Spread the sheets out face up at a station. Replace the reserved signs with these drawings on your bulletin board for the first day.



Wish List Cards (PDF)

Print in black or white or color, whichever you prefer. Cut the cards apart and display them in a pocket chart on the wall (at adult height) or on a bulletin board in your classroom.




Student Name Tags (PDF)

This is an editable PDF. Type your student's names in once and it will create name tags for each student. Select your color and add other personalization such as transportation to each tag. **MUST BE OPEN IN ADOBE READER**



Welcome Sign (PDF & PPT)

Use these as is in PDF, or use the PPT and type in your own name, print, and display on the door of your classroom (wherever you choose) before the first day of school.




Scavenger Hunt (PDF)

Print the color or black and white version and distribute to parents during your meet the teacher event before the first day of school.



Sign-In Sheet (PDF)

Print and place on a clipboard along with pens or pencils on a flat surface, such as a table, just outside your classroom door. As parents enter your classroom, remind them to sign-in.



Student Info Forms (PDF)

Print these forms to gather important information from parents. Place them in a station along with plenty of pens and pencils. Be sure there is a flat surface available to write on, or you can provide clipboards.

